


**Features:** WELDED IN ACCORDANCE WITH ASME BOILER & PRESSURE VESSEL CODE SECTION IX

CUSTOM ASSEMBLIES ON REQUEST



HOSE TO END CAP WELD

316L CONVOLUTED METAL CORE

SS DOUBLE BRAID

## Working Parameters

Hose Size in(mm)	Inside Diameter in(mm)	Outside Diameter in(mm)	Min. Bend Radius in (cm)		Temp Range F (C)	Working Press. @ -325 TO 300F (-200 TO 148 C) VAC TO PSI (BAR)	Min. Burst Press. @ 70 F(C)	Hose Weight lb/ft(kg/m)
			Static	Dynamic				
1/4(6.4)	0.25(6.4)	0.71(18.0)	1.5(3.81)	5.5(14.0)	325 to 1000 (-200 to 537)	6000(413)	24000(1653)	0.49(0.73)
3/8(9.5)	0.38(9.5)	0.94(23.9)	2.50(6.4)	7.0(17.8)		5000(344)	20000(1378)	0.77(1.15)
1/2(12.7)	0.51(13.0)	1.01(25.7)	3.0(7.62)	8.0(120.3)		4500(310)	18000(1240)	0.85(1.26)

## Temperature - Pressure Constraints

Hose Size	1/4"	3/8"	1/2"
Temperature F (C)	Working Pressure Limit - psig(bar)		
-325(-200) TO 300(148)	6000 (413)	5000 (344)	4500 (310)
400 (204)	5640 (388)	4700 (323)	4243 (291)
500 (260)	5317 (366)	4431 (305)	3988 (274)
600 (315)	5029 (346)	4191 (288)	3772 (259)
700 (371)	4850 (334)	4041 (278)	3637 (250)
800 (426)	4634 (319)	3862 (266)	3476 (239)
850 (454)	4562 (314)	3802 (261)	3422 (235)
900 (482)	4455 (306)	3712 (255)	3341 (230)
950 (510)	4347 (299)	3622 (249)	3260 (224)
1000 (537)	4239 (292)	3532 (243)	3179 (219)

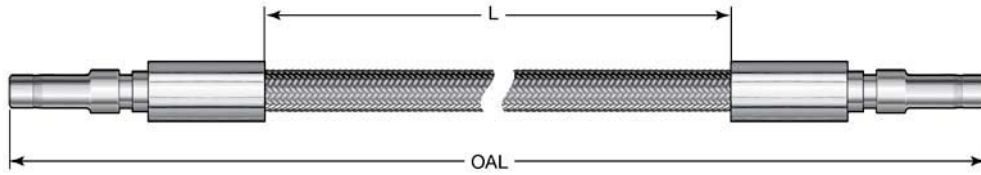
## Testing

Helium leak tested to  $1 \times 10^{-5}$  std cm<sup>3</sup>/s

## Packaging

All hose assemblies are cleaned and individually bagged and boxed.


## Tube Stub End Assemblies



Hose Size	Tube Stub Size	Overall Length OAL	Part Number	Dimensions		
				Live Length L	End connection Inside Diameter	Major Diameter
Inches		in (mm)		in (mm)	in (mm)	in (mm)
1/4"	1/4"	8.00 (203)	THX-__-__-4-6-__	3.92 (100)	0.13 (3.3)	0.49 (12.4)
		14.0 (356)	THX-__-__-4-12-__	9.92 (252)		
		20.0 (508)	THX-__-__-4-18-__	15.9(404)		
		26.0 (660)	THX-__-__-4-24-__	21.9 (556)		
		38.0 (965)	THX-__-__-4-36-__	33.9 (861)		
		50.0 (1270)	THX-__-__-4-48-__	45.9 (1170)		
		62.0 (1570)	THX-__-__-4-60-__	57.9 (1470)		
		74.0 (1880)	THX-__-__-4-72-__	69.9 (1780)		
		122 (3100)	THX-__-__-4-120-__	118 (3000)		
3/8"	3/8"	14.0 (356)	THX-__-__-6-12-__	9.64 (245)	0.23 (5.8)	0.59 (15.0)
		20.0 (508)	THX-__-__-6-18-__	15.6 (396)		
		26.0 (660)	THX-__-__-6-24-__	21.6 (549)		
		38.0 (965)	THX-__-__-6-36-__	33.6 (853)		
		50.0 (1270)	THX-__-__-6-48-__	45.6 (1160)		
		62.0 (1570)	THX-__-__-6-60-__	57.6 (1460)		
		74.0 (1880)	THX-__-__-6-72-__	69.6 (1770)		
1/2"	1/2"	14.5 (36.8)	THX-__-__-8-12-__	9.04 (230)	0.34 (8.6)	0.78 (19.8)
		20.5 (521)	THX-__-__-8-18-__	15.0 (381)		
		26.5 (673)	THX-__-__-8-24-__	21.0 (53.3)		
		38.5 (97.8)	THX-__-__-8-36-__	33.0 (838)		
		50.5 (1280)	THX-__-__-8-48-__	45.0 (1140)		
		62.5 (1590)	THX-__-__-8-60-__	57.0 (1450)		
		74.5 (1890)	THX-__-__-8-72-__	69.0 (1750)		
		122.5 (3110)	THX-__-__-8-120-__	117 (2970)		



TUBE STUB  
END



Tube Fitting  
End



Female Pipe  
End



Male Pipe  
End

# Ordering Tree

## TH-S44-S44-6-24-X-X

THX = METAL HOSE

### First Tube End Connections

- S44 = 1/4" Tube Stub End - Size 4 Hose
- S66 = 3/8" Tube Stub End - Size 6 Hose
- S88 = 1/2" Tube Stub End - Size 8 Hose
- S68 = 3/8" Tube Stub End - Size 8 Hose
- T24 = 1/8" Tube Fitting- Size 4 Hose Only
- T44 = 1/4" Tube Fitting- Size 4 Hose Only
- T66 = 3/8" Tube Fitting- Size 6 Hose Only
- T88 = 1/2" Tube Fitting- Size 8 Hose Only
- M44 = 1/4" mnpt Fitting - Size 4 Hose
- M46 = 1/4" mnpt Fitting - Size 6 Hose
- M48 = 1/4" mnpt Fitting - Size 8 Hose
- F44 = 1/4" fnpt Fitting - Size 4 Hose
- F46 = 1/4" fnpt Fitting - Size 6 Hose
- M66 = 3/8" mnpt Fitting - Size 6 Hose
- M68 = 3/8" mnpt Fitting - Size 8 Hose
- F66 = 3/8" fnpt Fitting - Size 6 Hose Only
- M88 = 1/2" mnpt Fitting- Size 8 Only
- F88 = 1/2" fnpt Fitting - Size 8 Only

### First Tube End Connections

- S44 = 1/4" Tube Stub End - Size 4 Hose
- S66 = 3/8" Tube Stub End - Size 6 Hose
- S88 = 1/2" Tube Stub End - Size 8 Hose
- S68 = 3/8" Tube Stub End - Size 8 Hose
- T24 = 1/8" Tube Fitting- Size 4 Hose Only
- T44 = 1/4" Tube Fitting- Size 4 Hose Only
- T66 = 3/8" Tube Fitting- Size 6 Hose Only
- T88 = 1/2" Tube Fitting- Size 8 Hose Only
- M44 = 1/4" mnpt Fitting - Size 4 Hose
- M46 = 1/4" mnpt Fitting - Size 6 Hose
- M48 = 1/4" mnpt Fitting - Size 8 Hose
- F44 = 1/4" fnpt Fitting - Size 4 Hose
- F46 = 1/4" fnpt Fitting - Size 6 Hose
- M66 = 3/8" mnpt Fitting - Size 6 Hose
- M68 = 3/8" mnpt Fitting - Size 8 Hose
- F66 = 3/8" fnpt Fitting - Size 6 Hose Only
- M88 = 1/2" mnpt Fitting- Size 8 Only
- F88 = 1/2" fnpt Fitting - Size 8 Only

### Hose Size

- 4 = Nominal 1/4"
- 6 = Nominal 3/8"
- 8 = Nominal 1/2"

### Nominal Over All Length in Inches

- 8
- 12
- 18
- 24
- 36
- 48
- 60
- 72
- 120
- Call for any other length

### Options:

- X = None
- N = Nitrogen Purge
- L = lanyard Tag
- L2 = Two Lanyard Tags
- C = Clamp Tag

### Specials:

- X = None